

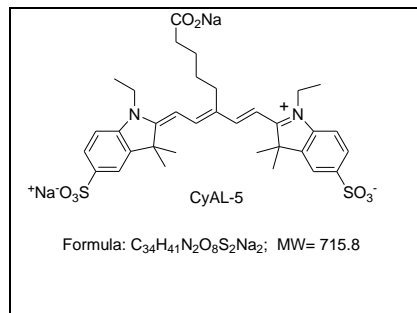
DATA SHEET

CyAL-5 Fluorescent Dye

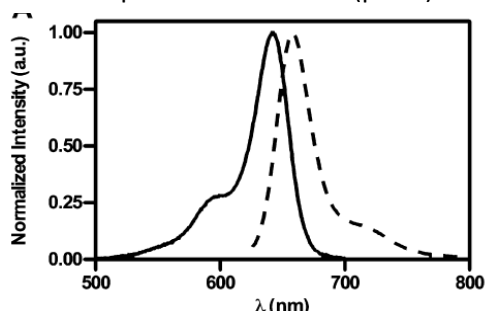
For Labeling Molecules with Amino Groups (e.g. Drugs, Proteins, Peptides and Antibodies)

Product Description: CyAL-5 is a monofunctional cyanine dye containing a free carboxylic acid group for conjugation with targeting agents containing a free amine group; use for in vivo and in vitro imaging applications

Structure



Spectral Data in PBS (pH=7):

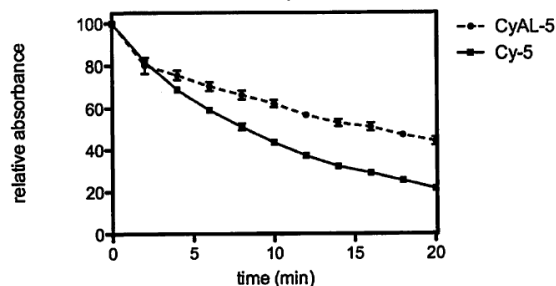


Abs max = 643nm (solid line)
FL em max = 661nm (dotted line)
 $\epsilon = 230,000M^{-1}cm^{-1}$
 $\Phi = 0.13$

Superior Features of CyAL-5:

- Excellent water solubility
- Similar ex and em properties to Cy5 and Alexa fluor 647
- Bright fluorescence emission in the near infrared range
- Enhanced photostability of cy5 and cy5.5
- Useful for a variety of biochemical and in vivo imaging applications
- Very cost effective; allowing scale-up and use in multistep organic synthesis schemes
- Compatible with common filter sets used for imaging
- Activated with standard reagents (e.g. HBTU, DSC) for coupling to amines

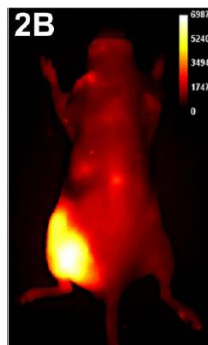
Photostability Data



Catalog #	Product Name	Size	
MF-1001-1	CyAL-5	1 mg	
MF-1001-5	CyAL-5	5 mg	
MF-1001-25	CyAL-5	25mg	

Purity > 95% by HPLC

CyAL-5 is sold under license from Harvard Medical School and Massachusetts General Hospital.



Imaging bacteria in a mouse with a bacteria targeting motif labeled with CyAL-5 dye.

(Image courtesy of Dr Bradley Smith, University of Notre Dame).

For further information or to place an order please contact Dr. Brian Gray by email: briangray@mtarget.com or phone: 610-738-7938



MOLECULAR TARGETING TECHNOLOGIES, INC.

833 Lincoln Ave., Unit 9
West Chester, PA 19380
P: 610.738.7938 F: 610.738.7928
Contact us: info@mtarget.com
www.mtarget.com